



Flex™

Your Best-In-Class Masterstream Monitor

Watch Now



Integrating feedback from the fire service and using proven water path designs developed for the Blitzfire portable monitor, we've built you a masterstream monitor that checks all the boxes for performance, reliability, serviceability, and flexibility. With fewer bends for the water to navigate, Flex delivers best-in-class stream quality at safer distances so you can put more water on the fire with ease and confidence.

Models Range From

1250 - 2000 GPM

(4750 LPM - 7500 LPM)

- ✓ CAN-Bus J1939
- ✓ Absolute Positioning

*Patented
Other patents pending*

Watch Now



Friction Loss

- 3 PSI - 1250 GPM
- 4 PSI - 1500 GPM
- 8 PSI - 2000 GPM

INTUITIVE & CUSTOMIZABLE REMOTE CONTROLS & PROGRAMMING



Manual



Remote Control



Tiller



tft.com




TFT TASK FORCE TIPS®
FIRE FIGHTING EQUIPMENT



Articulating Waterway

The patented waterway eliminates excessive curves and bends while giving you total control of your water stream. The smooth movement of water allows for longer reach and a tight stream pattern.

Flex is compatible with all of your favorite masterstream nozzles and also works with the Vortex and your favorite set of stacked tips!




Easy to Program, Use, and Service

A free app allows easy programming for your custom needs and pairing with other RC devices. Custom program buttons, stops, and park.

Controllers have customizable buttons for specific operations. Programming can be saved for multiple installations or future unit installation.

The app also allows for simple diagnostics, troubleshooting, and program updates without removing hardware.




Compact Size, Big Flow

Flex easily fits in the dunnage, on an aerial ladder or platform, or on the back of the body.

Stow Height: 16" **Swing Radius: 6"**

Flex easily fits where competitive models don't and it's compatible with 3" and 4" waterways. It's also compatible with Extend-A-Gun extendable waterways.



Lowest Friction Loss

Flex integrates proven water path designs originally developed for the Blitzfire portable monitor that delivers amazing stream reach and the lowest friction loss available from any brand at only a 4psi (.25 bar) loss while flowing 1500 GPM (5700 LPM).

Stream Master™ and Cobra™ are trademarks of their respective owners and are not affiliated, endorsed, connected or sponsored in any way to Task Force Tips or any of our products or brands.




SmartPlex™ Controls & Pairing

Quickly scan and pair your Flex to any Extend-a-gun, VUM, or multiplex system on your apparatus.



Customizable Controls

Change your labeling for any monitor function, lights, cameras, and other accessories.



Configurable & Upgradeable

Flex delivers for today and in the future by bringing a new level of configurability. Using a single monitor design, choose from a 3" or 4" waterway for flow rates from 1250-2000 GPM and upgrade either in the future with ease.

Manual, RC and Tiller models are available with a wide range of nozzle options and controls can be edited at factory or dealer service centers.

4X RC Options

