

TORNADO® MONITOR

500 GPM, MANUAL AND RC

Tornado RC Y2-E64A



The TORNADO® monitor series is available in a manual or RC version. Models are compact, yet capable of flowing up to 500 gpm (1900 l/min). They are an ideal bumper turret and have a 370° horizontal rotational or 180° with user installed travel-limit stops. The elevation range is 90° above horizontal to 45° below. Discharge elbows include an integrated stream straightener. An RC LT version is also available for lower profile applications.


Rugged Durability



Tornado RC

The Tornado is hard coat anodized and silver powder coat finished for maximum protection. In addition, the electric motors and electrical enclosure box are water and dirt-proof for rugged fire service use.

Easy Installation



Waterproof plugs throughout make connections quick and secure. Quick connect inlets allow for easy removal if necessary to tilt the cab of the truck.

A Variety of Options



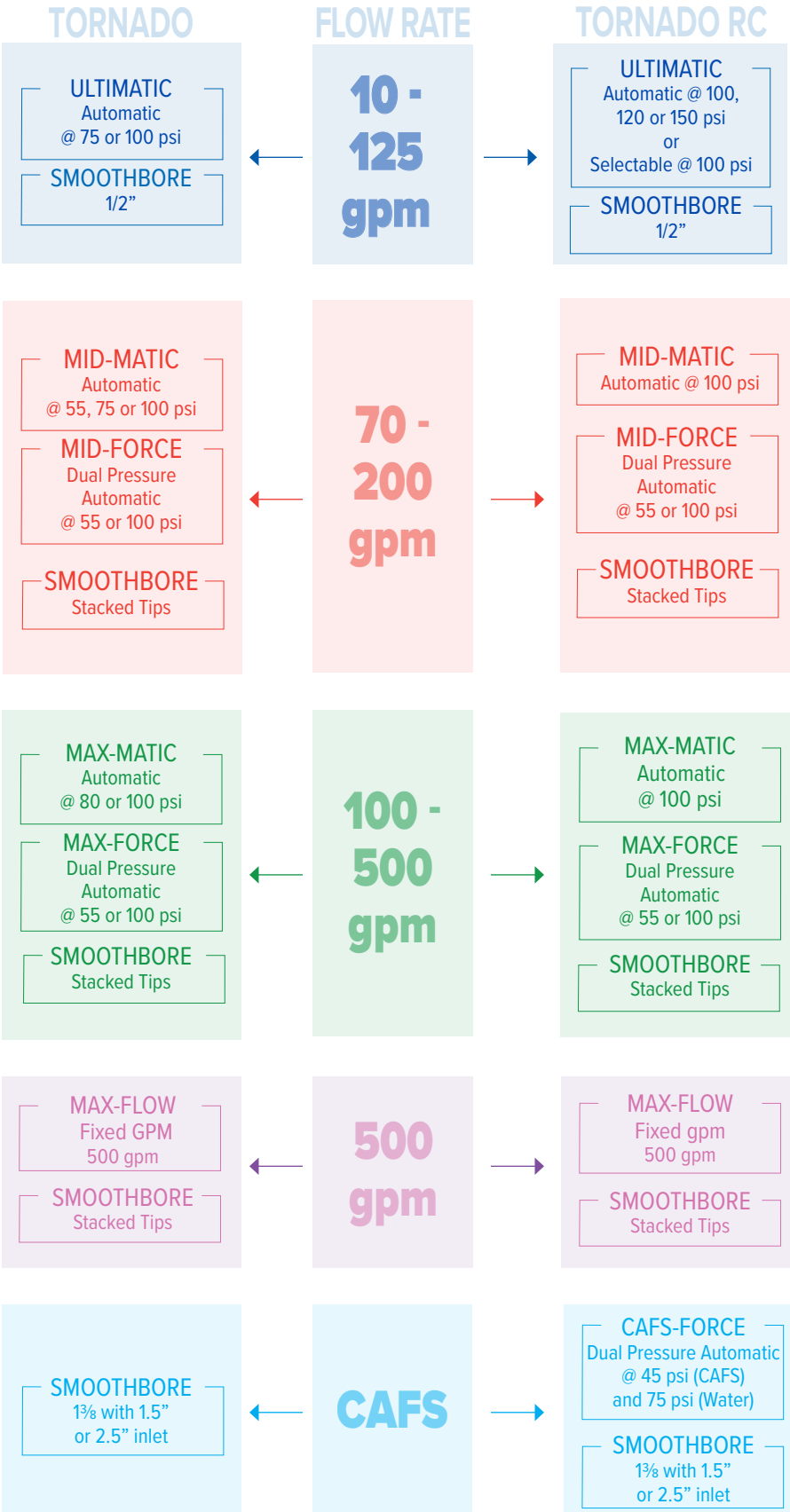
Wireless Operator
YE-RF-900-D

RC versions have a wide range of fixed and portable controller choices and several joystick control options.



Joystick Monitor
Operator Station
Y4E-JS-GT

NOZZLE OPTIONS FOR THE TORNADO MONITOR

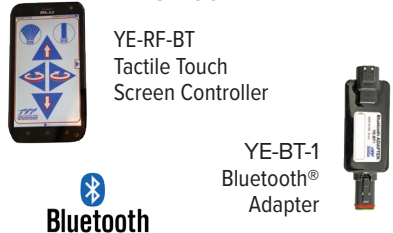


RC CONTROLLER OPTIONS

BLUETOOTH®

YE-RF-BT
Tactile Touch
Screen Controller


YE-BT-1
Bluetooth®
Adapter



Bluetooth

PUMP PANEL

Y4E-RP-D
Panel Mount
Monitor Display



HANDHELD W/30 FT TETHER

Y4E-CT-30-D
Tethered Monitor
Operator Station
with Display




WIRELESS HANDHELD


YE-RF-900-D
Wireless Monitor
Operator Station with
Display



JOYSTICK IN THE CAB



Joystick monitor operator station with valve control. Available in a gateable (Y4E-JS-GT) or non-gateable version (Y4E-JS-52)



Heavy Duty 2" Water Valve and Interface Box: gateable version (YE-VKG-PH) or non-gateable version (YE-VK-PH)