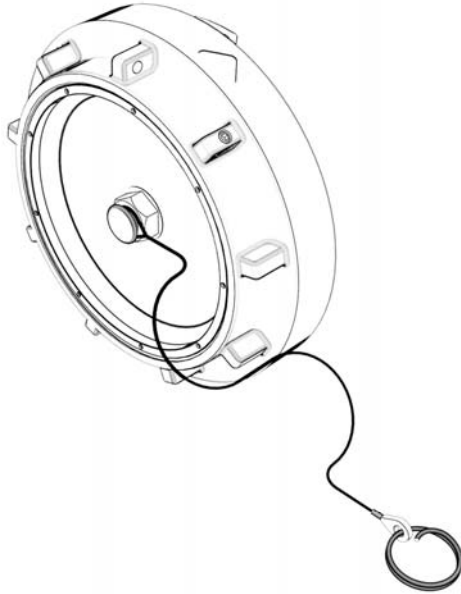


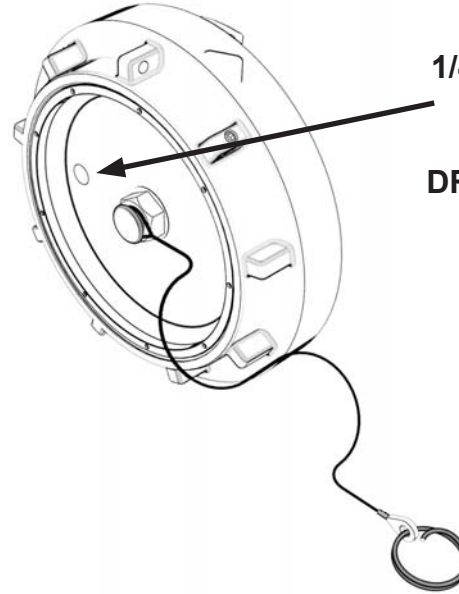
Product Bulletin

New 1/4"-18 NPT Port on 6" Storz Cap (A01SX)

A Design Change Has Been Made To The 6" Storz Cap.



Previous



Current

**1/4" NPT THREADS
IN PILOT HOLE**

**DRILL THRU USING
1/4" DRILL BIT**

EASILY ADD (Must drill through port)

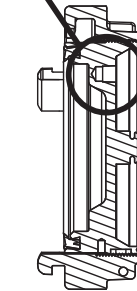
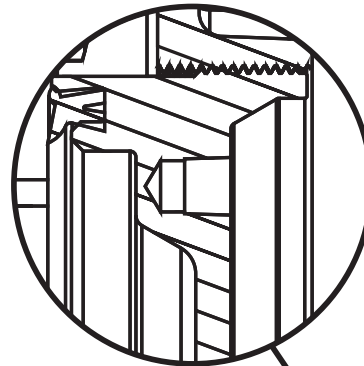
INSTALLATION PROCEDURE

- 1) DRILL a 1/4" hole through the port wall.
- 2) Install drain valve or pressure gage using thread-sealant.
- 3) A 1/4" NPT pipe extension is needed for rear-mount pressure gages 1.5" and larger.

Pressure Guage



Drain Valve



Section A-A

