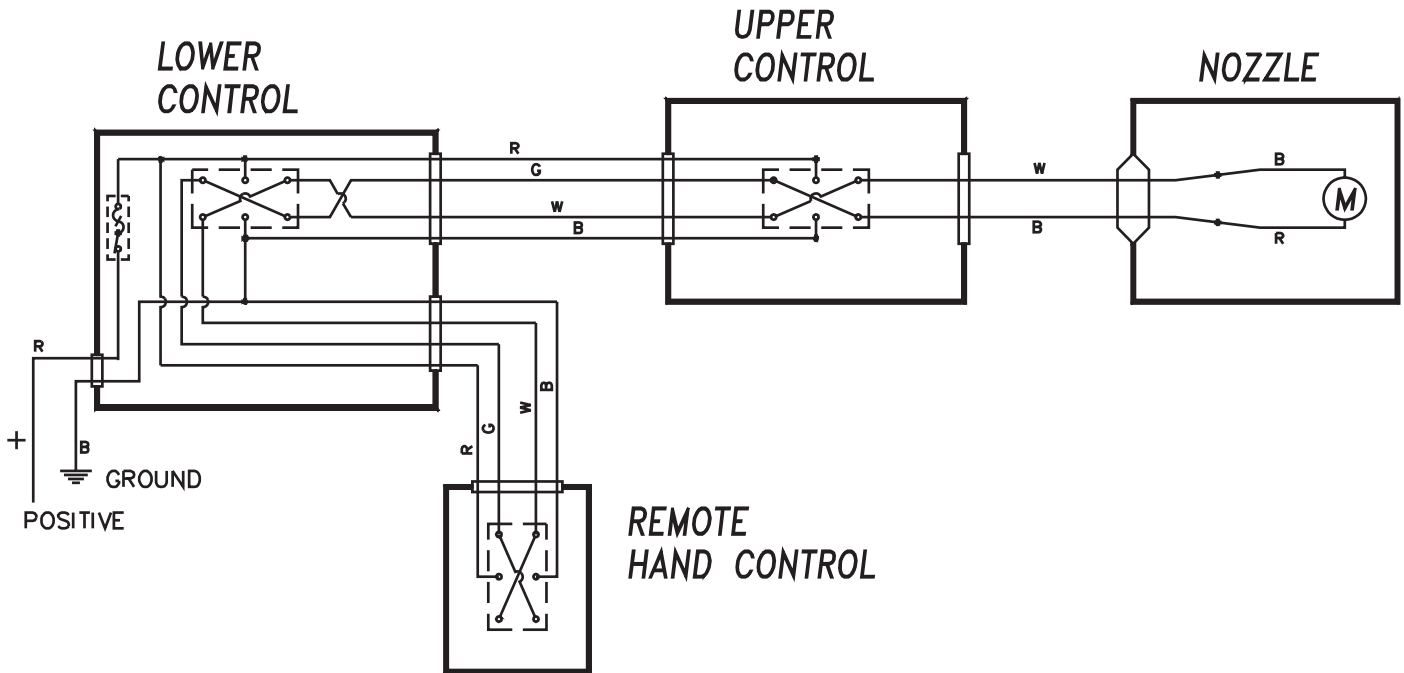


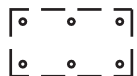
TASK FORCE TIPS ELECTRIC REMOTE NOZZLES

ELECTRIC REMOTE WIRING DIAGRAM

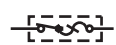


LESS ELABORATE WIRING SYSTEMS MAY BE USED BY ELIMINATING UPPER CONTROL OR REMOTE CONTROL STATIONS

LEGEND




SWITCH DPDT 5 AMP MIN.
MOMENTARY ON, CENTER OFF



CIRCUIT BREAKER – NOT INCLUDED WITH NOZZLE
3 MDL, 3 AMP, 12 VOLT FOR 12 & 24 VDC SYSTEM
1.5 MDL, 1.5 AMP, 24 VOLT FOR 24 & 36 VDC SYSTEM



WATERPROOF CORD
CONNECTOR



OPTIONAL –
WATERPROOF CORD
CONNECTOR OR
WATER RESISTANT PLUG
AND RECEPTACLE



MOTOR

LEADS

R – RED
G – GREEN
W – WHITE
B – BLACK